

## Getting the most from GrazonPro – top tips:

- Read the label before use
- Only apply this product if you have PA1 and PA6 certificates or similar qualifications (see Key Points)
- Ensure that your Knapsack Sprayer is serviceable and calibrated prior to use
- Wear suitable PPE at all times during the preparation, spraying and cleaning process
- For optimum results spray weeds whilst actively growing and before they flower, or top them first and spray regrowth after 2-3 weeks
- If weeds are too tall or too dense, 'shadowing' can occur so, again, top them first and spray regrowth after 2-3 weeks
- Not all weeds will be at the best growth stage for spraying at the time of application, so a follow-up treatment may be necessary
- Spray weed leaves until thoroughly wet but avoid run-off
- Following STRIPE Guidance it may be possible to reduce the restriction of 5m to 1m from the top of the bank of a flowing or static water body
- Always direct spray away from water
- Use appropriate warning signs if spraying in an area known to be used by other people and pets
- Other people and pets should keep out of treated areas until the spray has dried on treated foliage
- Re-seed bare patches after weeds have died to avoid encroachment by new weeds.

### \*Ragwort label guidance

Where ragwort is present users should consult the Code of Practice on How to Prevent the Spread of Ragwort. Ragwort plants sprayed with this herbicide are more palatable and contain higher levels of toxins. Animals should be excluded from treated areas until any ragwort has completely recovered or died and there is no visible sign of the dead weed. Do not include treated ragwort in hay or silage crops.

**Use plant protection products safely. Always read the label and product information before use. Pay attention to the risk indications and follow the safety precautions on the label. Triple rinse containers and invert to dry at time of use.**

Authorisation Holder: Corteva Agriscience, CPC2 Capital Park, Fulbourn, Cambridge CB21 5XE. Tel: 01462 457272.

Marketing Company: Whelehan Crop Protection, Suite 11/12 Bunkilla Plaza, Bracetown Business Park, Clonee, Co. Meath, Ireland. Tel: 01 4688900 Email: [cropprotection@tpwhelehan.ie](mailto:cropprotection@tpwhelehan.ie)

®, ™ Trademarks of Corteva Agriscience and its affiliated companies. © 2022 Corteva. Supercedes all previous versions of this leaflet.

Grazon®Pro contains clopyralid and triclopyr.



For use ONLY with a knapsack or hand-held lance 

**GrazonPro** is ideal for spot treatment of a wide range of difficult to control weeds.

Use on small patches, isolated weeds, on steep ground or under fence lines. It controls docks, thistles, nettles, brambles, gorse and broom.



**See product label for full details.**

## Corteva Agriscience Forage Apps

The 'Corteva Forage Farmer App' is packed with new features and resources to help farmers and advisors maximise home-grown forage, including:

- Decision tree tools to help you find the best Corteva and Pioneer product solutions
- Access to newsletters
- Product information
- 'How to' sections and much more.

For more information and for links to download the FREE Corteva Forage Apps, visit [corteva.ie/forage](http://corteva.ie/forage) or simply scan the QR code.



[www.whelehancropprotection.com](http://www.whelehancropprotection.com)



**For grassland advice call Whelehan Crop Protection on: 01 4688900 or visit: [www.corteva.ie/grassland](http://www.corteva.ie/grassland) or email: [cropprotection@tpwhelehan.ie](mailto:cropprotection@tpwhelehan.ie)**

TPW-2022

# Grazon® PRO

## HERBICIDE

# Spot treatment for docks, nettles and thistles.

grow great grass 

 **CORTEVA™**  
agriscience

# Grazon® PRO

## HERBICIDE

For use ONLY with a knapsack or hand-held lance






The ideal spot treatment solution for a wide range of difficult to control weeds where safety to grass is important.

### Use GrazonPro because it is:

- Approved for Knapsack Sprayer use in established grassland
- Fast-acting and controls a wide range of broad-leaved and 'woody' weeds – see "weeds controlled by GrazonPro"
- Offers excellent grass safety
- Rainfast in 2 hours
- Needs only 7-day post-treatment stock exclusion interval\*
- Economic to use;
  - low dose rate of just 60ml per 10L water
  - 16 fills of a 10L Knapsack Sprayer from a single 1L pack
  - it comes with a FREE measuring beaker.

### Key points:

<b>Product</b>	<b>GrazonPro</b>
<b>Active ingredients</b>	240g/l triclopyr + 60g/l clopyralid
<b>'For Professional Use'</b>	GrazonPro is For Professional Use.
<b>Weeds controlled</b>	   Docks      Nettles      Thistles
<b>Application rate</b>	60ml GrazonPro per 10 litres water
<b>Application method</b>	Knapsack Sprayer or other hand-held lance
<b>Treatment timing</b>	Between 1st March and 31st October
<b>Weed size</b>	Broadleaved dock and Curled dock      Rosette stage, 150mm to 250mm across or high Common nettle      Actively growing before flowering Creeping thistle and Spear thistle      Rosette stage, flowering spike up to 150mm high Bramble, Broom and Gorse      Between June and August when actively growing, before the onset of senescence. Foliage must be thoroughly wetted.
<b>Weed health</b>	Weeds must be actively growing; free from disease and insect damage; not suffering from drought, waterlogging or nutrient deficiency
<b>Stock exclusion</b>	Keep livestock out of treated areas for at least 7 days*
<b>Cutting interval (Pre-treatment)</b>	Leave 14 - 21 days to allow sufficient regrowth of both grass and weeds
<b>Cutting interval (Post-treatment)</b>	To allow maximum translocation of GrazonPro to the weed roots, do not cut grass for 28 days
<b>Rainfastness</b>	2 hours when applied in dry conditions to a dry leaf
<b>Clover</b>	GrazonPro will damage clover, but a well-aimed spray onto the target weeds will enable high levels of weed control to be achieved whilst minimizing the effect on the overall clover population

\*In the absence of ragwort

### Weeds controlled by GrazonPro

Where we have knowledge of how GrazonPro might affect other grassland weeds we have detailed it in the following tables. These are not recommendations; just an indication of what control might be achieved. ✓ indicates information based on anecdotal or limited data, and as such the user bears the risk in respect of failures concerning efficacy and phytotoxicity.

#### Annual weeds

Bindweed (black)	Fool's parsley	Orache
Bristly ox-tongue	Forget-me-not	Pale persicaria
Charlock	Fumitory	Poppy
Chickweed	Groundsel	Redshank
Cleavers	Hemp-nettle	Scarlet pimpernel
Corn chamomile	Himalayan balsam	Shepherd's-purse
Corn marigold	Knotgrass (4TL)	Speedwells
Cranesbill	Mayweeds	Spurrey
Dead-nettles	Nettle (small)	Wild radish
Fat-hen (2TL)	Nightshade (black)	Yellow rattle

#### Perennial weeds

Bindweed (field)	Gorse	Old man's beard
Bracken	Ground elder	Plantain (greater)
Bramble	Ground ivy	Plantain (ribwort)
Broom	Hawthorn	Ragwort
Burdock	Hemlock	Rosebay willowherb
Buttercups	Hogweed (giant)	Rushes
Cinquefoil	Horsetail ( <i>Equisetum</i> )	Self-heal
Clover, trefoil	Japanese knotweed	Silverweed
Coltsfoot	Knapweed (common)	Sorrel (common)
Cow parsley	Lesser celandine	Thistles
Daisy (common)	Mallow	Vetch, tare
Daisy (ox-eye)	Medick	Yarrow
Dandelion	Mugwort	Yellow/Flag Iris
Docks	Nettle (common)	

<b>Weed control key</b>	No control
Good control	No information
Moderate control	Anecdotal or limited information
Some control	TL = true leaves